


# CEILING CASSETTE -4way-


# FDT



**NEW**



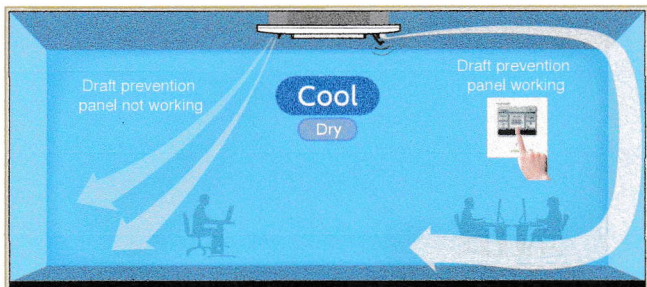
FDT 40/50/60/71/100/125/140



Draft Prevention Panel (Option)

## Point 1 Draft Prevention Panel (Option)

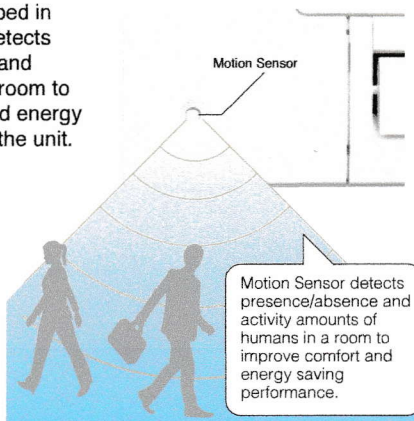
Draft Prevention Panel prevents cold/hot draft being blown directly on the user. It is possible to set Draft Prevention Panel for each air outlet.



User can position Draft Prevention Panel panels by using the remote controller only (RC-EX3, RCN-T-5AW-E2).

## Point 2 Motion Sensor (Option)

Motion sensor is equipped in the panel corner and detects the presence/absence and activity of humans in a room to improve the comfort and energy saving performance of the unit.



LB-T-5W-E

## Remote control (Option)

Wired

**NEW** Wireless

**NEW**




RC-EX3



RC-E5




RCH-E3



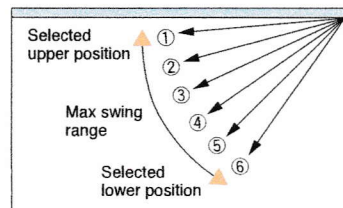
RCN-T-5AW-E2

## Point 3 Individual flap control system

According to room conditions, four directions of air flow can be controlled individually by utilizing the flap control system. Individual flap control is available even after installation.




Flap can swing within an upper and lower flap range position within can be selected with a wired remote control.




※The wireless remote control is not applicable to the Individual flap control system.



For person who is far from the indoor unit



For both persons who are feeling hot or cold



Can cool both the kitchen and the guests