



Dual Inverter COMPRESSOR

Deluxe



High performance R32 wall-mounted unit



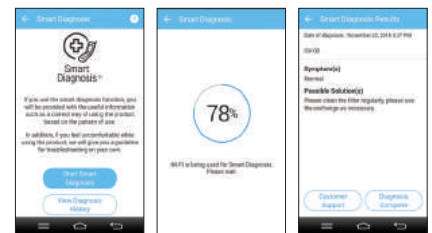
R32 refrigerant has a global Warming Potential (GWP) of only 675, and has been shown to have a remarkably reduced environmental impact compared to other refrigerants such as R410A. Its high efficiency is proven as just a smaller amount of R32 is required (15% less gas charge compared to R410A) with better heating performance at lower ambient temperatures whilst also using less refrigerant per kilowatt of capacity delivered.

R32 high refrigerant compression rate contributes to higher system capacity than products using R410A.

Smart diagnostics and embedded wi fi

Whenever, wherever and no matter how many air conditioners you have, you can easily access and control your air conditioners by using smart internet devices such as Android or iOS based mobile phones. Smart Diagnosis allows users to conveniently check set up, installation, troubleshooting and other information directly from a smartphone.

By using "LG Smart ThinQ" App and clicking "Start Smart Diagnosis", monitor and check diagnosis results conveniently via Wi-Fi.



Comfort Air Feature

This option conveniently sets the indoor unit louvres to a pre-set position so that outflowing air is directed away from the room's occupants.

Easy to Open

Easy horizontal sliding filter when cleaning your air conditioners in 1 step.

Easy to Clean

The filter is designed for easy handling and quick cleaning, which lengthens its lifespan.

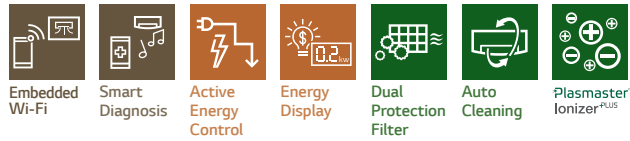
Click the button twice : the vane goes to the lowest position for indirect airflow. (Optimised airflow for heating)



Click the button once : the vane goes to the highest position for indirect airflow. (Optimised airflow for cooling)



DELUXE



LG participates in the ECP programme for EUROVENT AC program. Check ongoing validity of certification: www.eurovent-certification.com



The LG Deluxe wall mounted unit, offers a range of benefits including the inclusion of a **Plasmaster ionizer filter** to protect from odours and harmful substances. It sterilises and deodorises, reducing harmful microscopic particles, utilising over 3 million ions by infusing the air passing through the air conditioner.

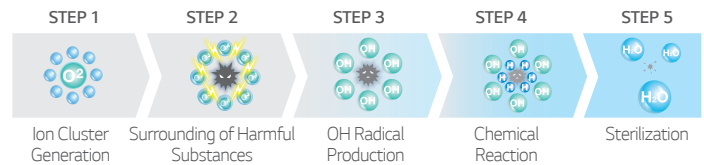
They feature **Auto Cleaning** – cleaning the filter with regular airflow and removing harmful particles, preventing bacteria, mould and odours that can otherwise accumulate in an indoor unit. The **larger Skew fan**, incorporated enables the cool air flow to reach all extremities of a room, the Standard Plus **4-way swing louvres** keep the space cool and comfortable. The **Fast Cooling** feature provides an optimised high-speed airflow which can cool rooms faster while still delivering air evenly in every direction. The **'Jet Cool'** mode reduces temperatures of outflowing air to just 18 degrees C for 30 minutes with just one click. By reducing the second vortex, which decreases airflow from the air outlet, and enlarging the fan size, the amount of airflow is increased by 13 CMM.

The LG wall mounted units operate at 19dB low noise level – quieter than a library - yet still providing healthy soft air flow in the property.



The deluxe LG wall mount unit features a **Plasmaster[™] ionizer plus filter** for healthier indoor air quality #IAQ.

How it works



Technical Information - A system is one indoor unit with one connecting outdoor unit.

UNIT		9K		12K		18K	
INDOOR		DC09RQ.NSJ		DC12RQ.NSJ		DC18RQ.NSK	
Capacity	Cooling	Min/Rated/Max	kW	0.89/2.50/3.70	0.89/3.50/4.04	0.90/5.00/5.50	
	Heating +7°C	Min/Rated/Max	kW	0.89/3.20/5.00	0.89/4.00/6.00	0.90/5.80/6.40	
	Heating -7°C	Rated	kW	3.20	3.50	4.20	
Power Input	Cooling	Rated	W	572	933	1562	
	Heating +7°C	Rated	W	711	976	1611	
EER			W/W	4.37	3.75	3.20	
S.E.E.R. (Seasonal Energy Efficiency Ratio)				7.9	7.6	7.0	
Energy Label	Cooling	(A++ to E Scale)		A++	A++	A++	
	Heating	(A++ to E Scale)		A++	A++	A+	
Annual Energy Consumption	Cooling		kWh	111	161	250	
	Heating		kWh	852	883	1270	
Sound Pressure	Cooling	Sleep	dB(A)	19	19	31	
Power Supply			Ø / V / Hz	1 / 220-240 / 50	1 / 220-240 / 50	1 / 220-240 / 50	
Dimension			mm	837*308*189	837*308*189	998*345*210	
Net Weight			kg	9.1	9.1	11.9	
OUTDOOR		DC09RQ.UL2		DC12RQ.UL2		DC18RQ.UL2	
Sound Pressure	Cooling	High	dB(A)	49	49	53	
	Heating	High	dB(A)	51	51	55	
Net Weight			kg	34.1	34.1	34.4	
Dimension			mm	770*545*288	770*545*288	770*545*288	

* This product contains Fluorinated greenhouse gases (R32). R32 is under the category A2L mildly flammable refrigerants and as such are NOT SUITABLE for retrofit applications. SEER, the higher the number, the more efficiently a product will produce cooling/heating, while conserving energy.