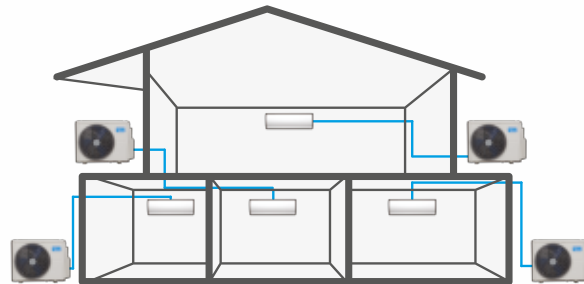
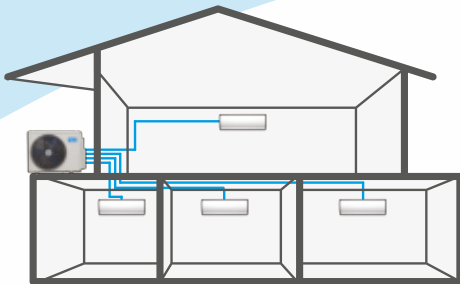


FREE MATCH MULTI SERIES




FLEXIBLE INSTALLATION

One outdoor unit can be connected with up to 5 indoor units. Each indoor unit can be individually controlled. Indoor units do not need to be installed at the same time, which enables system expansion, depending on the user's needs.

DEDICATED INDOOR UNITS

The Free Match range is the ideal solution for efficient 2, 3, 4 or 5-zone air conditioning with a single outdoor unit. On a single system it is possible to connect a range of different indoors with varying capacities. All indoor units can be individually controlled and pipe lengths of up to 80 meters can be accommodated.



FREE MATCH OUTDOOR UNITS



5.3kW



7.9kW



10.6 kW, 12.3 kW

OUTDOOR			M20-18FN8-Q	M30-27FN8-Q	M40-36FN8-Q	M50-42FN8-Q
Nominal Cooling Capacity (min-max)	kW		5.3 (1.4 - 6.34)	7.9 (1.58 - 8.69)	10.6 (1.59 - 13.78)	12.3 (1.66 - 14)
Nominal Heating Capacity (min-max)	kW		5.6 (1.54 - 6.66)	8.2 (1.58 - 8.69)	11.1 (1.8 - 14.4)	12.3 (1.66 - 14.94)
Outdoor air flow	m ³ /h		2200	2700	4000	3850
Outdoor sound pressure level	m ³ /h		53	56	60	58
Seasonal Efficiency SEER/Class	w/w		6.1/A+	6.1/A++	6.2/A++	6.1/A++
Seasonal Efficiency SCOP/Class	w/w		4/A	4/A	3.8/A	3.8/A
Power supply (Outdoor)	V-Hz		220-240V~ 50Hz, 1Ph	220-240V~ 50Hz, 1Ph	220-240V~ 50Hz, 1Ph	220-240V~ 50Hz, 1Ph
Cooling Current (min-max)			7.1(0.7-9.27)	10.6(0.9-13.5)	15.0(1.5-18.5)	18.9(1.2-20.0)
Heating Current (min-max)			6.1(1.4-7.74)	10.0(1.4-12.5)	12.1(2.1-18.4)	13.5(2.2-17.6)
Max. Current			12	15	21.5	22
Recommended Fuse Size (Outdoor)	A		16	16	25	25
Dimension (WxDxH)	mm		800x333x554	845x363x702	946x410x810	946x410x810
Packing (WxDxH)	mm		920x390x615	965x395x755	1090x500x875	1090x500x875
Net/Gross weight	Kg		36/39	53/56.5	68.8/75.6	73.3/80.4
Refrigerant	Type		R32	R32	R32	R32
	GWP		675	675	675	675
	Charged quantity	Kg	1.3	1.57	2.1	2.4
	Additional Charge	g/m	12	12	12 (1/4") 24 (3/8")	12 (1/4") 24 (3/8")
Refrigerant piping	Liquid side/ Gas side	mm(inch)	6.35 & 9.52 (x2) (1/4" & 3/8" (x2))	6.35 & 9.52 (x3) (1/4" & 3/8" (x3))	6.35 (x4) & 9.52 (x3) & 12.7(x1) (1/4" (x4) & 3/8" (x3) & 1/2" (x1))	6.35 (x5) & 9.52 (x4) & 12.7(x1) (1/4" (x5) & 3/8" (x4) & 1/2" (x1))
	Max. pipe length (All)	m	40	60	80	80
	Max pipe length (Per indoor)		25	30	35	35
	Max. height indoor to outdoor		15	15	15	15
	Max. height between indoors	m	10	10	10	10
Thermostat type			Remote Control	Remote Control	Remote Control	Remote Control
Outdoor (Cooling/Heating)	°C		-15-50/-15-24	-15-50/-15-24	-15-50/-15-24	-15-50/-15-24

FREE MATCH INDOOR UNITS

HIGH WALL

INDOOR		MA-09NXD0-I	MA-12NXD0-I	MA-18NXD0-I	MA-24NXD0-I
Nominal Cooling Capacity (min-max)	kW	2.6 (1.02 - 3.22)	3.5(1.08 - 4.10)	5.3 (1.91 - 6.14)	7.0 (2.65 - 8.25)
Nominal Heating Capacity (min-max)	kW	3.0 (0.82 - 3.37)	4.0 (1.08 - 4.22)	5.7 (1.4 - 6.91)	7.6 (2.91 - 8.53)
UK Total Cooling Capacity	kW	3.06	3.94	5.91	7.4
Interconnecting Wiring	No.	4 Core 1.5mm	4 Core 1.5mm	4 Core 1.5mm	4 Core 1.5mm
Power Supply	V-Hz-Ph	Via Outdoor	Via Outdoor	Via Outdoor	Via Outdoor
Indoor air flow (Hi/Mi/Lo)	m3/h	520/460/340	600/500/380	860/690/560	1050/860/700
Indoor sound pressure level (Hi/Mi/Lo/Si)	dB(A)	36/30/26/21	38/34/28/22	43/36/30/22	47/40/33/22
Dimension (WxDxH)	mm	805x205x285	805x205x285	958x223x302	1038x235x325
Packing (WxDxH)	mm	870x285x360	870x285x360	1035x305x380	1120x405x330
Net/Gross weight	Kg	7.9/10.3	7.9/10.3	10.3/13.3	12.8/16.2
Thermostat type		Remote Control	Remote Control	Remote Control	Remote Control
Refrigerant piping	Liquid side/ Gas side	mm(inch)	Φ6.35/Φ9.52(1/4"/3/8")	Φ6.35/Φ12.7(1/4"/1/2")	Φ9.52/Φ15.9(3/8"/5/8")
Indoor (Cooling/Heating)	°C	17-32/0-30	17-32/0-30	17-32/0-30	17-32/0-30

COMPACT CASSETTE

INDOOR		MCA3L-09FNXD0	MCA3U-12FNXD0	MCA3U-18FNXC8
Nominal Cooling Capacity (min-max)	kW	2.6 (1.03 - 3.2)	3.5 (0.62-4.40)	5.3 (0.79-6.15)
Nominal Heating Capacity (min-max)	kW	3.0 (0.82 - 3.4)	4.1 (0.62-5.13)	5.6 (0.88-7.03)
UK Total Cooling Capacity	kW	3.06	4.17	5.77
Power Supply	V-Hz-Ph	Via Outdoor	Via Outdoor	Via Outdoor
Interconnecting Wiring	No.	4 Core 1.5mm	4 Core 1.5mm	4 Core 1.5mm
Indoor air flow (Hi/Mi/Lo)	m3/h	580/500/450	617/504/415	680/560/500
Indoor sound pressure level (Hi/Mi/Lo)	dB(A)	35/33/31	37/34/31	44/38/33
Dimension (WxDxH) (body)	mm	570x570x260	570x570x260	570x570x260
Packing (WxDxH) (body)	mm	655x655x290	655x655x290	655x655x290
Net/Gross weight (body)	Kg	14.5/17.3	16.2/21.4	16.2/21.4
Dimension (WxDxH) (panel)	mm	647x647x50	647x647x50	647x647x50
Packing (WxDxH) (panel)	mm	715x715x123	715x715x123	715x715x123
Net/Gross weight (panel)	Kg	2.5/4.5	2.5/4.5	2.5/4.5
Thermostat type		Remote Control	Remote Control	Remote Control
Refrigerant piping	Liquid side/ Gas side	mm(inch)	Φ6.35/Φ9.52(1/4"/3/8")	Φ6.35/Φ12.7(1/4"/1/2")
Indoor (Cooling/Heating)	°C	17-32/0-30	17-32/0-30	17-32/0-30

DUCTED

INDOOR		MTIU-09FNXD0	MTIU-12FNXD0	MTIU-18FNXD0
Nominal Cooling Capacity (min-max)	kW	2.6 (1.03 - 3.2)	3.5 (0.62-4.40)	5.3 (0.79-6.15)
Nominal Heating Capacity (min-max)	kW	3.0 (0.82 - 3.4)	3.8(0.62-4.98)	5.7(0.88-7.03)
UK Total Cooling Capacity	kW	3.06	4.17	5.77
Power Supply	V-Hz-Ph	Via Outdoor	Via Outdoor	Via Outdoor
Interconnecting Wiring	No.	4 Core 1.5mm	4 Core 1.5mm	4 Core 1.5mm
Indoor air flow (Hi/Mi/Lo)	m3/h	580/500/450	650/530/450	800/650/500
Indoor sound pressure level (Hi/Mi/Lo)	dB(A)	32/28/26	38/35/32	42/38/36
Dimension (WxDxH)	mm	700x635x210	700x635x210	700x635x210
Packing (WxDxH)	mm	915x655x290	915x655x290	915x655x290
Net/Gross weight	Kg	18.5/23.1	18.5/23.1	23.0/29.0
Thermostat type		Remote Control	Remote Control	Remote Control
Refrigerant piping	Refrigerant	mm(inch)	Φ6.35/Φ9.52(1/4"/3/8")	Φ6.35/Φ12.7(1/4"/1/2")
Indoor (Cooling/Heating)	°C	17-32/0-30	17-32/0-30	17-32/0-30

*Data & Availability to be confirmed.

FREE MATCH INDOOR UNITS

CONSOLE

INDOOR			MFAU-09FNXD0	MFAU-12FNXD0	MFAU-18FNXD0
Nominal Cooling Capacity (min-max)	kW		2.6 (1.03 - 3.2)	3.5(1.08 - 4.1)	5.3 (1.8 - 6.1)
Nominal Heating Capacity (min-max)	kW		3.0 (0.82 - 3.4)	4.0 (0.88 - 4.2)	5.7 (1.4 - 6.7)
UK Total Cooling Capacity	kW		3.06	3.85	5.73
Power Supply	V-Hz-Ph		Via Outdoor	Via Outdoor	Via Outdoor
Interconnecting Wiring	No.		4 Core 1.5mm	4 Core 1.5mm	4 Core 1.5mm
Indoor air flow (Hi/Mi/Lo)	m ³ /h		550/470/360	550/470/360	740/700/640
Indoor sound pressure level (Hi/Mi/Lo)	dB(A)		45/40/35	47/41/35	48/42/38
Dimension (WxDxH)	mm		700x210x600	700x210x600	700x210x600
Packing (WxDxH)	mm		810x305x710	810x305x710	810x305x710
Net/ Gross weight	Kg		13.5 / 18	15 / 20	15 / 20
Thermostat type			Remote Control	Remote Control	Remote Control
Refrigerant piping	Refrigerant	mm(inch)	Φ6.35/Φ9.52(1/4"/3/8")	Φ6.35/Φ9.52(1/4"/3/8")	Φ6.35/Φ12.7(1/4"/1/2")
Indoor (Cooling/Heating)	°C		17~32/0~30	17~32/0~30	17~32/0~30

*Data & Availability to be confirmed.

COMBINATION TABLES

M20-18FN8-Q

One Unit	Two Unit
9	9+9
12	9+12
18	9+18
	12+12

M30-27FN8-Q

One Unit	Two Unit	Three Unit
9	9+9	9+9+9
12	9+12	9+9+12
18	9+18	9+9+18
	12+12	9+12+12
	12+18	9+12+18
	18+18	12+12+12

M40-36FN8-Q

One Unit	Two Unit		Three Unit		Four Unit	
9	9+9	12+12	9+9+9	9+12+24	9+9+9+9	9+12+12+12
12	9+12	12+18	9+9+12	9+18+18	9+9+9+12	9+12+12+18
18	9+18	12+24	9+9+18	12+12+12	9+9+9+18	12+12+12+12
24	9+24	12+24	9+9+24	12+12+18	9+9+12+12	12+12+12+18
			9+12+12	12+12+24	9+9+12+18	
			9+12+18	12+18+18		

M50-42FN8-Q

One Unit	Two Unit		Three Unit		Four Unit		Five Unit	
9	9+9	12+12	9+9+9	9+12+18	9+9+9+9	9+9+12+24	9+9+9+9+9	9+9+12+12+12
12	9+12	12+18	9+9+12	9+18+18	9+9+9+12	9+12+12+12	9+9+9+9+12	9+12+12+12+12
18	9+18	12+24	9+9+18	12+12+12	9+9+9+18	9+12+12+18	9+9+9+9+18	9+12+12+12+18
24	9+24	18+18	9+9+24	12+12+18	9+9+9+24	12+12+12+12	9+9+9+12+12	12+12+12+12+12
			9+12+12	12+18+18	9+9+12+12	12+12+12+18	9+9+9+12+18	
			9+12+24	12+12+24	9+9+12+18			